



Nothing beats this traditional t-shirt in comfort, versatility and casual style.

- 6.1-ounce, 100% soft spun cotton
- 98/2 cotton/poly (Ash)
- 90/10 cotton/poly (Athletic Heather)
- Left chest pocket

CARE INSTRUCTIONS

Machine wash cold, inside out, with like colors.
Only non-chlorine bleach when needed. Tumble dry medium. Medium-hot iron. Do not iron decoration.



front



back

HOW TO MEASURE




















CHEST
With arms down at sides, measure around the upper body, under arms and over the fullest part of the chest.

SIZE CHART

	LT	XLT	2XLT	3XLT	4XLT
Chest	41-43	44-46	47-49	50-53	54-57

COLOR INFORMATION

										
Ash PMS COOL GREY 3 C	Athletic Heather PMS COOL GREY 7 C	Athletic Maroon PMS 504 C	Brown PMS 2322 C	Charcoal PMS 2334 C	Dark Green PMS 5467 C	Deep Navy PMS 532 C	Jet Black PMS BLACK 6 C	Light Blue PMS 278 C	Lime PMS 367 C	Natural PMS 9185 C
										
Navy PMS 2380 C	Orange PMS 172 C	Red PMS 200 C	Royal PMS 2133 C	Sand PMS 2312 C	White PMS WHITE					