

# SPEC SHEET + MEASUREMENTS



Wink® Unisex WorkFlex Cargo Pant. WW3150

## Product photo

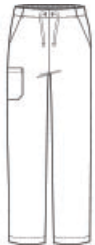


- 65/35 poly/cotton
- Mechanical stretch
- Flat front full drawstring and half-back elastic waistband
- Front slash pockets
- Right side cargo pocket
- Single back pocket
- Straight leg
- 31-inch inseam
- Wink® heat transfer logo at cargo pocket
- Classic fit

## CARE INSTRUCTIONS

Machine Wash Cold With Like Colors. Gentle Cycle. Use Only Non-Chlorine Bleach When Needed. Tumble Dry Low. Remove Promptly From Dryer. Cool Iron When Needed.

## Sketches



front



back

# SPEC SHEET + MEASUREMENTS



Wink® Unisex WorkFlex Cargo Pant. WW3150

## PRODUCT MEASUREMENTS

	2XS	XS	S	M	L	XL	2XL	3XL	4XL	5XL
Inseam	31	31	31	31	31	31	31	31	31	31
Waist	24 1/2	27 1/2	30 1/2	33 1/2	36 1/2	39 1/2	43	47	51	55

**Inseam:** Measured from crotch seam to hem.

**Waist:** Measured point to point across the waistband when laid flat.

## SIZE CHARTS

	2XS	XS	S	M	L	XL	2XL	3XL	4XL	5XL
Waist	23-24	25-26	27-29	30-32	33-36	37-40	41-44	45-48	49-52	53-57

## HOW TO MEASURE



### WAIST

Measure around the smallest part of the natural waist.









# SPEC SHEET + MEASUREMENTS



Wink® Unisex WorkFlex Cargo Pant. WW3150

## COLORS

Please note: PMS code information is shown only when an exact match is available.

							
Black PMS PROCESS BLACK C	Ceil Blue PMS 659C	Navy PMS 654C	Pewter PMS 432C	Royal PMS 2145C	Teal Blue PMS 320C	White	Wine PMS 320C